



Universität Hamburg

Fachbereich
Chemie



Homepage Dieter Rehder



Contact

Prof. Dr. Dieter Rehder
Chemistry Department, Univ. of Hamburg
Martin-Luther-King-Platz 6
20146 Hamburg, Germany
Phone: +49-40-42838-6087
private: +49-40-86642282

e-mail: rehder@chemie.uni-hamburg.de


Winner of the Vanadis Award 2006

(awarded for outstanding research in the field of vanadium chemistry at the 5th "International Symposium on the Chemistry and Biochemistry of Vanadium", **IVS**, St. Francisco 2006)



Biography

Born 1941 in Hamburg. Studies of Chemistry and Astronomy in Hamburg. Diploma in Chemistry 1967; Ph.D. (Dr. rer. nat.) 1970. Postdoctoral research and lecturing at the University of Hamburg and the "College for Tobacco Technology and Bio-Engineering" in Hamburg-Bergedorf; 1973-1975 Lecturer at the "College of Arts Science & Technology" and the "Institute for Sugar Technology" in Kingston/Jamaica. 1975-1979 Habilitation in Hamburg. Since 1984 full Professor at the Institute of Inorganic and Applied Chemistry.



Main fields of research: Organometallic, Bioinorganic and Medicinal Chemistry (of vanadium), oxo- and thiometal clusters, metal NMR.

Recent reviews and books:

- Vanadium enzyme models: D. Rehder, in: *Concepts and Models in Bioinorganic Chemistry*, Eds.: H.-B. Kraatz, N. Metzler-Nolte, Wiley-VCH, Weinheim **2006**, ch. 19.
 - Vanadium-51 NMR: D. Rehder, T. Polenova, M. Bühl, *Ann. Rep. NMR Spectrosc.* **2007**, *62*, 49-114.
 - Bioinorganic Vanadium Chemistry: D. Rehder, Wiley, Chichester **2008**.
 - Is vanadium a more versatile target in the activity of primordial life forms than hitherto anticipated? D. Rehder, *Org. Biomol. Chem.*, **2008**, *6*, 957-964.
-

Research – General information

The main research activities of the group focus on biological and medicinal aspects of vanadium and, to some extent, also molybdenum (in cooperation with the group of Dr. Ebbe Nordlander, Lund University). Vanadium is a biologically relevant metal, employed by a variety of organisms (Fig. 1): It is in the active centre of two groups of enzymes, viz. vanadate-dependent haloperoxidases and vanadium-nitrogenases. In addition, vanadium is accumulated by certain life forms such as sea squirts (*Ascidiaceae*) and *Amanita* mushrooms, e.g. the fly agaric. More generally, vanadium appears to be involved in the regulation of phosphate-metabolising enzymes also in plants and animals; the insulin-mimetic potential of many vanadium compounds (i.e. their anti-diabetic effect) is related to this action.

Vanadium is also widely used to catalyse oxidation reactions; soluble “vanadiumoxides” (polyoxovanadates) are a more recent development in this field. Giant polyoxomolybdates are presently investigated, by ^7Li and ^{23}Na NMR, in the context of their model character for the cellular cation (counter) transport (cooperation with Prof. Achim Müller, University of Bielefeld, and Dr. Erhard Haupt, Hamburg).

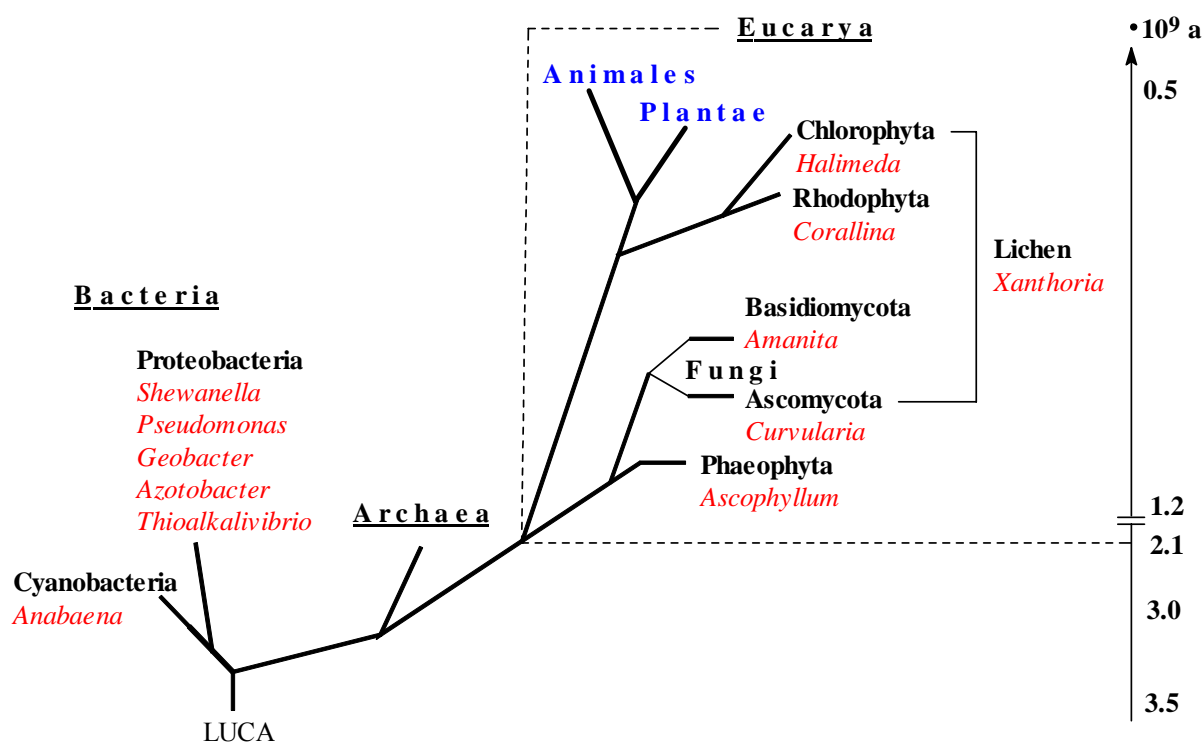


Figure 1. Phylogenetic tree, showing organisms, in red, which (can) use vanadium or depend (in blue) on trace amounts of vanadium. LUCA = last uniform common ancestor.

Vanadium in Biology and Catalysis

Our studies on the biological chemistry of vanadium are directed towards coordination compounds that model the active sites in vanadate-dependent haloperoxidases and nitrogenases, and towards direct research into the enzyme-substrate interaction. Fig. 2 shows reactions which are catalysed by haloperoxidases, and by structural/functional models of the active centre.

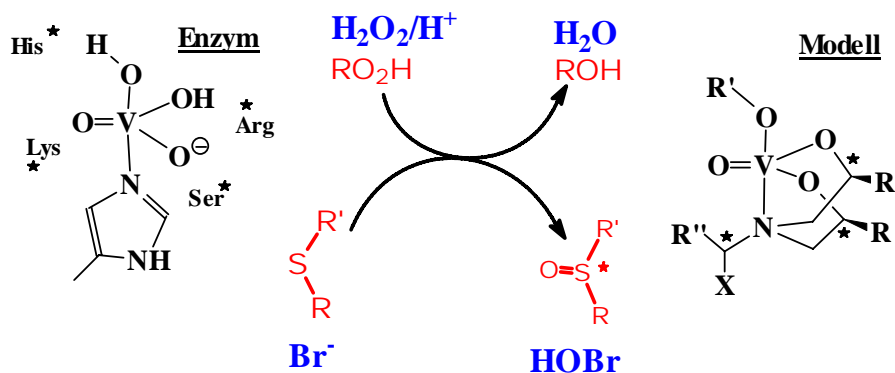


Figure 2. Modelling enzymatic oxygenation of halide (blue) and sulfide (red). Asterisks indicate chiral centres.

Solution speciation studies of vanadate-ligand and vanadate-peroxide-ligand systems, carried out by multinuclear NMR plus potentiometry (co-operation with L. Pettersson, Umeå) or EPR plus potentiometry (cooperation with T. Kiss, Szeged) complement investigations of the solid state structures, and help to elucidate the structure-function synergism.

Key publications

- Molecular and supramolecular features of oxo-peroxovanadium complexes containing O_3N , O_2N_2 and ON_3 donor sets: M. Časný, D. Rehder, *Dalton Trans.* **2004**, 839-846.
- Biomimetic vanadium complexes and oxo transfer catalysis: P. Wu, G. Santoni, C. Wikete, D. Rehder, ACS Symposium Series **2007**, 974 (Vanadium), 61-69.
- Glycine- and sarcosine-based models of vanadate-dependent haloperoxidases in sulfoxylation reactions: C. Wikete, P. Wu, G. Zampella, L. De Gioia, G. Licini, D. Rehder, *Inorg. Chem.* **2007**, 46, 196-207.

Medicinal Applications of Vanadium

The insulin-mimetic/enhancing behaviour of vanadium compounds, such as their ability to trigger glucose uptake by glucose-metabolising cells, or to inhibit lipolysis, has been investigated in the frame of a Europe-wide COST programme (COST D21-009-01) and in cooperation with the Pharmaceutical University in Kyoto (H. Sakurai). We synthesise vanadium compounds (Fig. 3, left) which minimise toxicity, optimise stability intestinal absorption and cellular uptake, and mimic/enhance the anti-diabetic effects of insulin. – Vanadium complexes containing hydrazone-based ligands have been shown to exhibit antiamoebic activity and are thus potential drugs against amoebiasis (cooperation with M. Maurya, Roorkee, India); Fig. 3, centre and right.

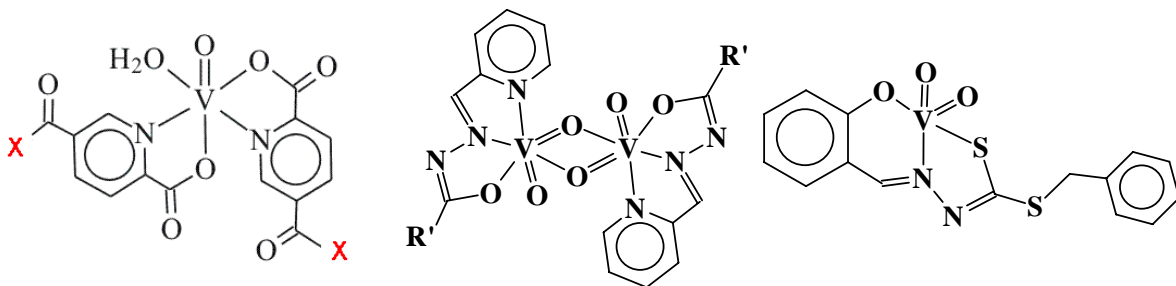


Figure 3. Left: A new family of effective insulin-mimetic vanadium compounds: Bis(1,5-dipicolinato)vanadium(IV). **X** can be OR (R= alkyl, galactosyl, inositolyl) or NHR (an amino acid residue). Centre and right: Compounds which exhibit *in vitro* anti-amoebic activity. R' = furanoyl or pridyl.

Key publications

- *In vitro* study of the insulin-mimetic behaviour of vanadium(IV, V) co-ordination compounds: D. Rehder, J. Costa Pessoa, C.F.G.C. Geraldes, T. Kabanos, T. Kiss, B. Meier, G. Micera, L. Pettersson, M. Rangel, A. Salifoglou, I. Turel, Dongren Wang; *J. Biol. Inorg. Chem.* **2002**, 7, 384.
- Characterization and insulin-mimetic potential of oxidovanadium(IV) complexes derived from 2,5-dipicolinic acid: J. Gärtjens, B. Meier, Y. Adachi, H. Sakurai, D. Rehder, *Eur. J. Inorg. Chem.* **2006**, 3575-3585.
- Synthesis, characterisation, reactivity and in vitro antiameobic activity of hydrazone based oxovanadium(IV), oxovanadium(V) and μ -bis(oxo)bis{oxovanadium(V)} complexes: M.R. Maurya, S. Agarwal, M. Abid, A. Azam, C. Bader, M. Ebel, D. Rehder, *Dalton Trans.* **2006**, 937.

Clusters and Materials

The functionalisation, "shaping" and stabilisation of polyoxometalate clusters by embedment into macro-cycles (such as the cryptand [212]-stabilised decavanadate in Fig. 4, left) allows for the design of "soluble oxides" as homogenous oxidation catalysts. Porous nano-capsules based on polyoxomolybdates (Fig. 4, right) are models for the cellular transport of alkaline metal ions along ion channels. In cooperation with A. Müller (Bielefeld) and E. Haupt (Hamburg), these phenomena are investigated by ^7Li , ^{23}Na and ^{39}K NMR.

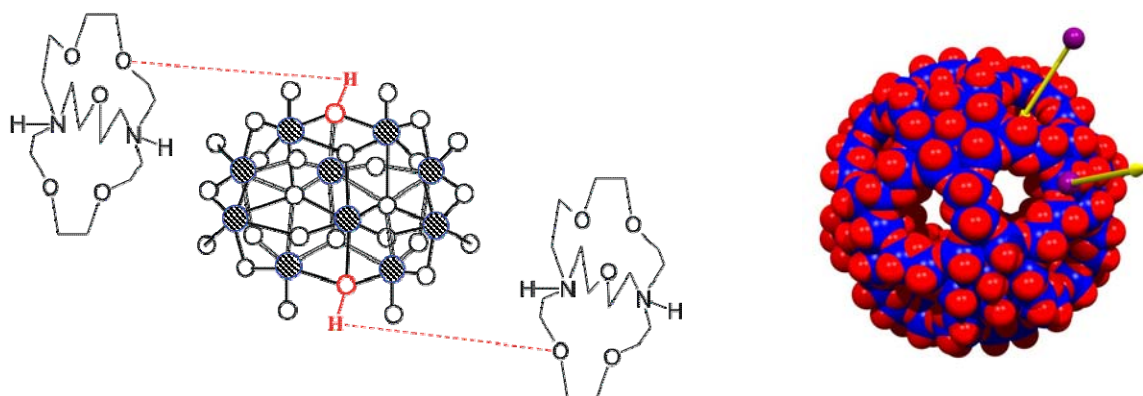


Figure 4. Left: Decavanadate $[\text{H}_2\text{V}_{10}\text{O}_{28}]^{4-}$ stabilised (through electrostatic and hydrogen bonds) by two cryptand cations $[\text{C}_{212}\text{H}_2]^{2+}$. Right: Featuring Li^+ transport through the pores of a Mo_{132} polyoxomolybdate.

Key publications

- Inorganic/Organic Hybrid Salts Derived from Polyoxovanadates and Macrocyclic (O_xN_2) Cations: D. Wang, W. Zhang, C. Grüning, D. Rehder, *J. Mol. Struct.* **2003**, 656, 79-91.
- Counter cation transport modelled by porous spherical molybdenum-oxide based nano-capsules: D. Rehder, E.T.K. Haupt, H. Bögge, A. Müller, *Chem. Asian J.* **2006**, 1, 76-81.
- Mimicking Biological Cation-Transport Based on Sphere Surface Supramolecular Chemistry: Simultaneous Interaction of Porous Capsules with Molecular Plugs and Passing Cations: A. Merca, E. T.K. Haupt, T. Mitra, H. Bögge, D. Rehder, and A. Müller, *Chem. Eur. J.* **2007**, 13, 7650-7658

Main funding organisations:

German Research Society (DFG), EU (COST), German Academic Exchange Service (DAAD), Free und Hanseatic City of Hamburg.

Main current cooperations:

Hiromu Sakurai (Suzuka University), Achim Müller (Universität Bielefeld), Ebbe Nordlander (University of Lund), Saroj Hazari and Tapashi Roy (Chittagong University), Tamas Kiss (University of Szeged), Luca de Gioia (Università di Milano), Tatyana Polenowa (University of Delaware, Newark).